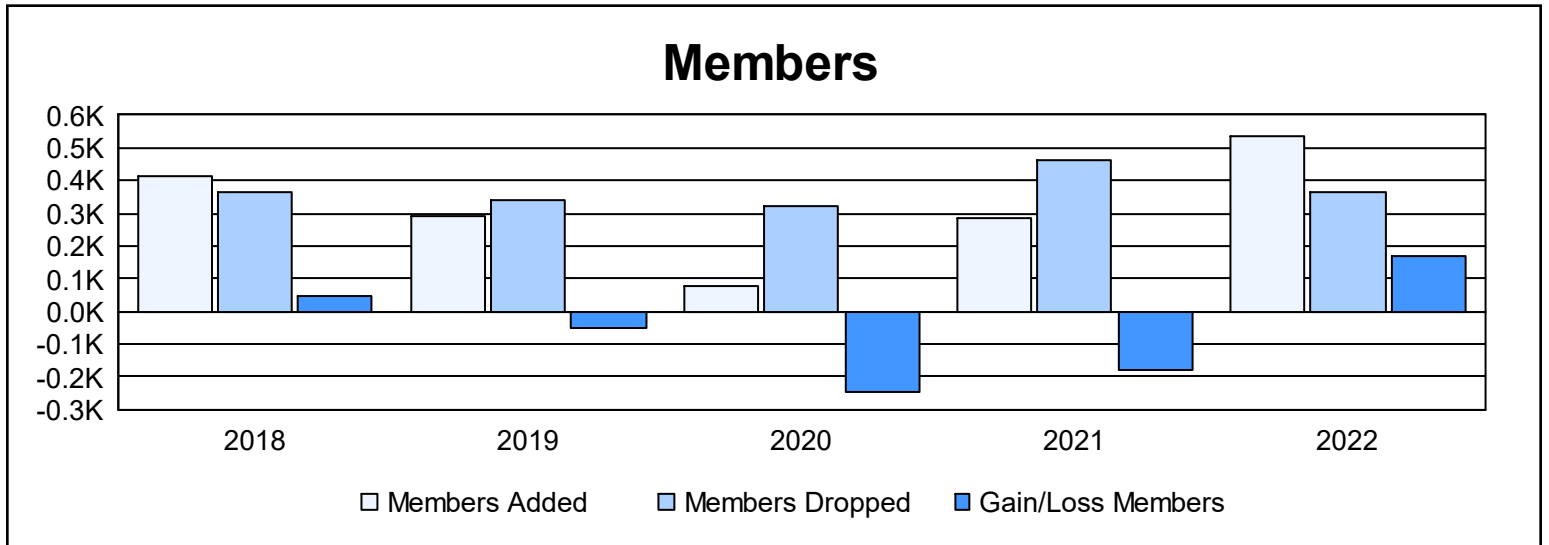
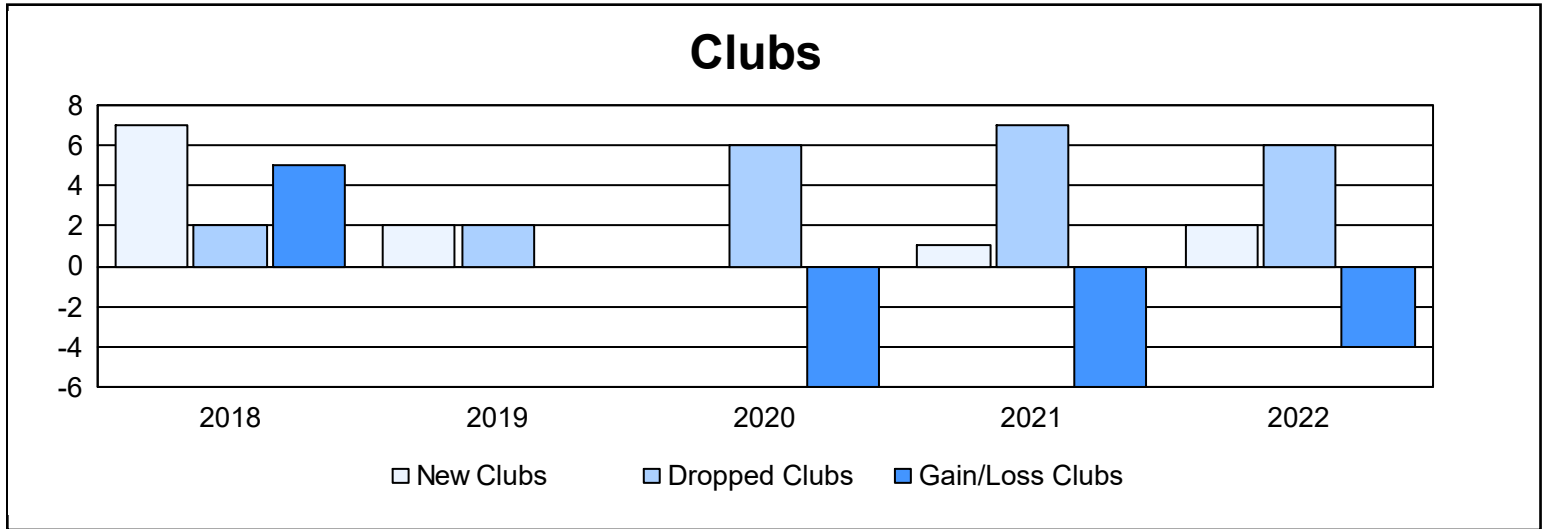
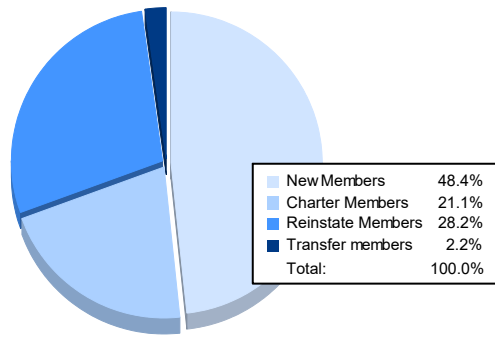


| Year           | New Clubs | Dropped Clubs | Gain/ Loss Clubs | New Members | Charter Members | Reinstate Members | Transfer Members | Total Member Added | Total Members Dropped | Gain/ Loss Members |
|----------------|-----------|---------------|------------------|-------------|-----------------|-------------------|------------------|--------------------|-----------------------|--------------------|
| 2017-2018      | 7         | 2             | 5                | 229         | 156             | 23                | 3                | 411                | 367                   | 44                 |
| 2018-2019      | 2         | 2             | 0                | 193         | 50              | 42                | 6                | 291                | 340                   | -49                |
| 2019-2020      | 0         | 6             | -6               | 52          | 7               | 9                 | 8                | 76                 | 320                   | -244               |
| 2020-2021      | 1         | 7             | -6               | 115         | 77              | 81                | 11               | 284                | 460                   | -176               |
| 2021-2022      | 2         | 6             | -4               | 259         | 113             | 151               | 12               | 535                | 364                   | 171                |
| <b>Average</b> | <b>2</b>  | <b>5</b>      | <b>-2</b>        | <b>170</b>  | <b>81</b>       | <b>61</b>         | <b>8</b>         | <b>319</b>         | <b>370</b>            | <b>-51</b>         |



### Membership Composition June 2022 Cumulative



### Gender Composition June 2022 Cumulative

